

Power Readers

Epic! for Virtual Volunteering

Contents (click to jump to section)

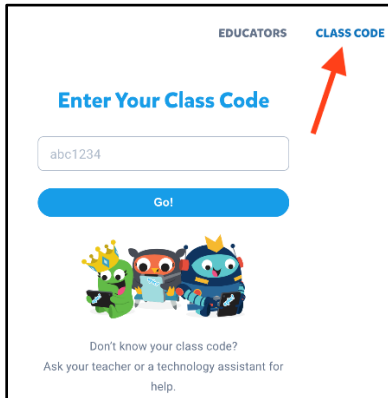
Log In to Epic!	2
Class Code.....	2
Epic School vs. Epic Free.....	2
Find Books	3
My Library.....	3
Save Content to Your Library	4
Read Your Books	5
Log Off	5

Log In to Epic!

Class Code

All families and volunteers can access our “class” (and from there, their individual library) with a Class Code. **The Class Code will be provided to you by EWDC with your match letter.**

After entering the class code, click on your student’s name. You will be redirected to the student’s individual library where you can explore titles and read books. You can save your favorites, pick up where you left off, and much more!



Epic School vs. Epic Free

Depending on the time of day, you will be automatically directed to one of two experiences:

Epic School—from 7am - 4pm local time, Monday through Friday, you will have unlimited access to the Epic library.

- ✓ Log in with the class code as described above.

Epic Free—after 4pm local time, Monday through Friday, and on weekends, you have a 2-hour time limit on a select number of books.

- ✓ When logging in after 4pm with the class code, you will be prompted to additionally log in with an Epic free email and password.

Please use the account information provided to you by EWDC with your match letter.

- ✓ After you log in, select your student’s name to have access to the Epic Free library. The selection of books will be limited to **After School** titles, but you will be able to pick up where you left off for **any book** in the **Recent** section (make sure you open it and click through a few pages so that it saves to your **Recent**).

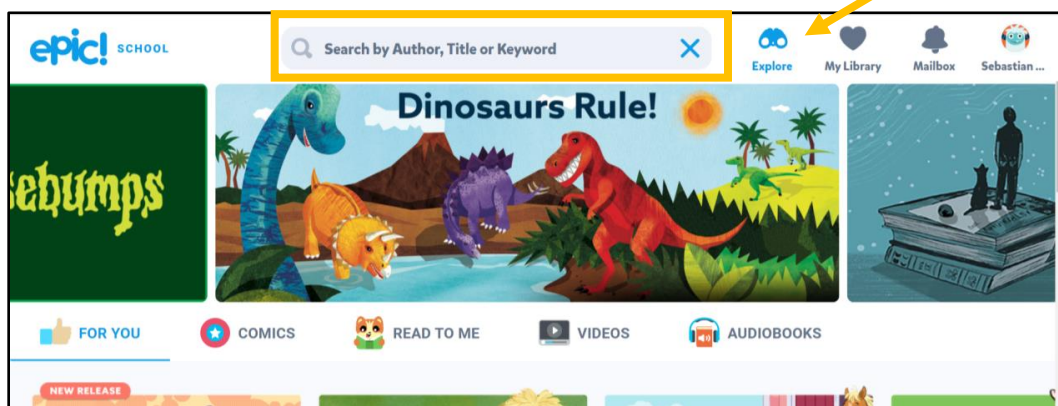
We want to make sure Power Readers signed up for the 4:30pm sessions have enough time for shared reading on their Epic Free accounts. We ask all volunteers to please limit their Epic use outside of their reading session to 7am-4pm to avoid cutting into the 2-hour limit.

Find Books

My Library

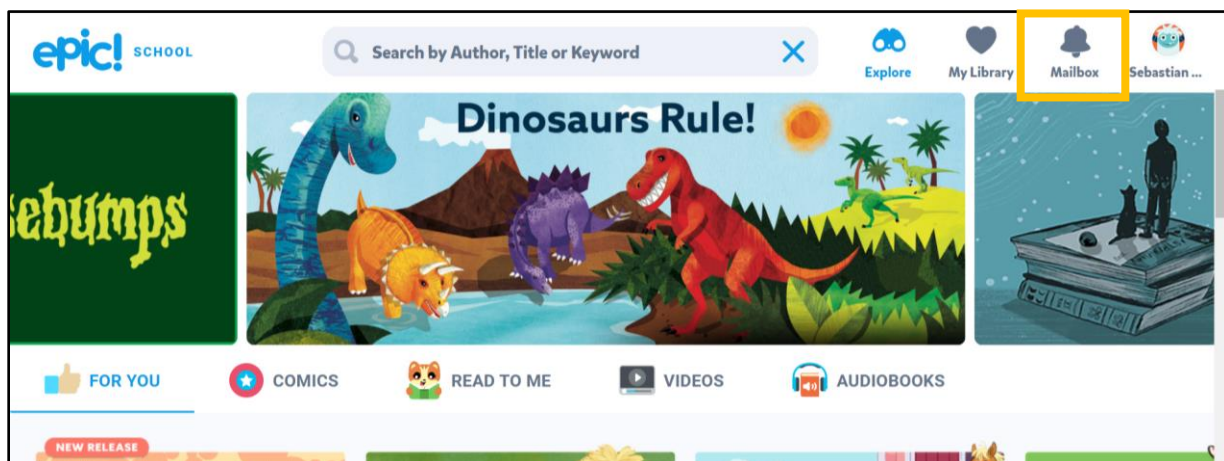
At the top right of the screen, click **Explore**.

You can explore books by subject or topic, or you can search by author, title, or Keyword by clicking on the **search bar**.

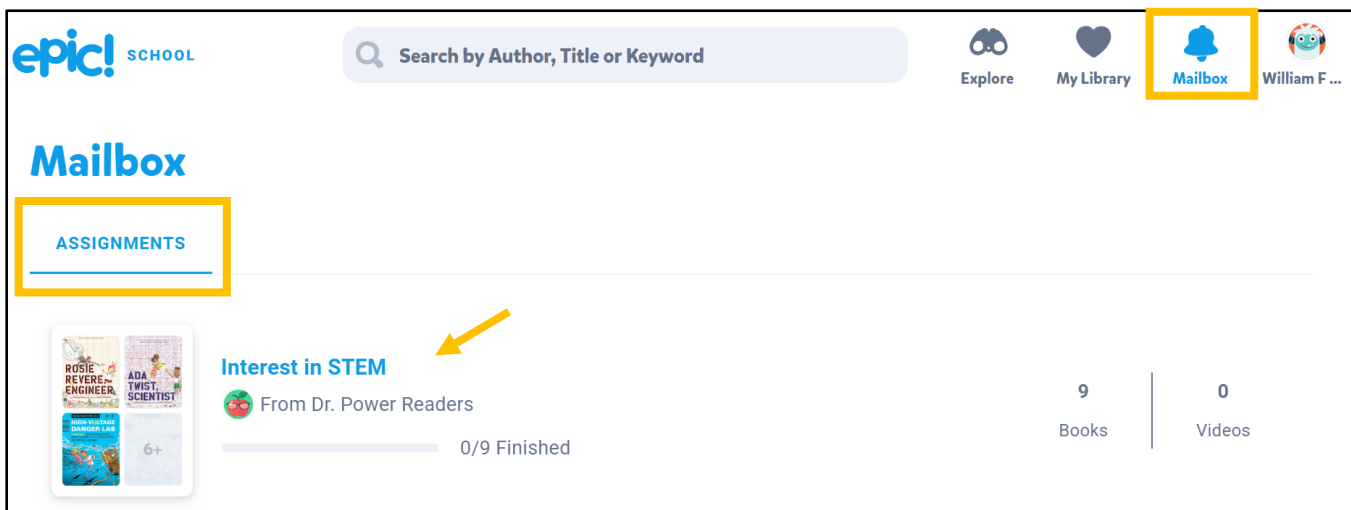


EWDC creates collections of books to choose from. This will narrow down the selections, or direct you to a particular interest/subject.

To view collections click on **Mailbox** at the top right of the screen.



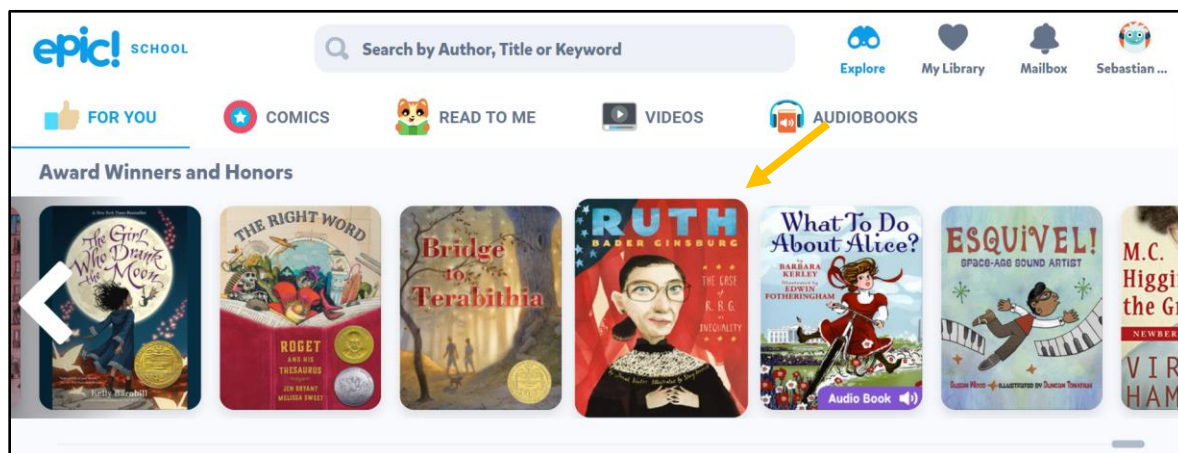
You will see the collections available under **Assignments**.



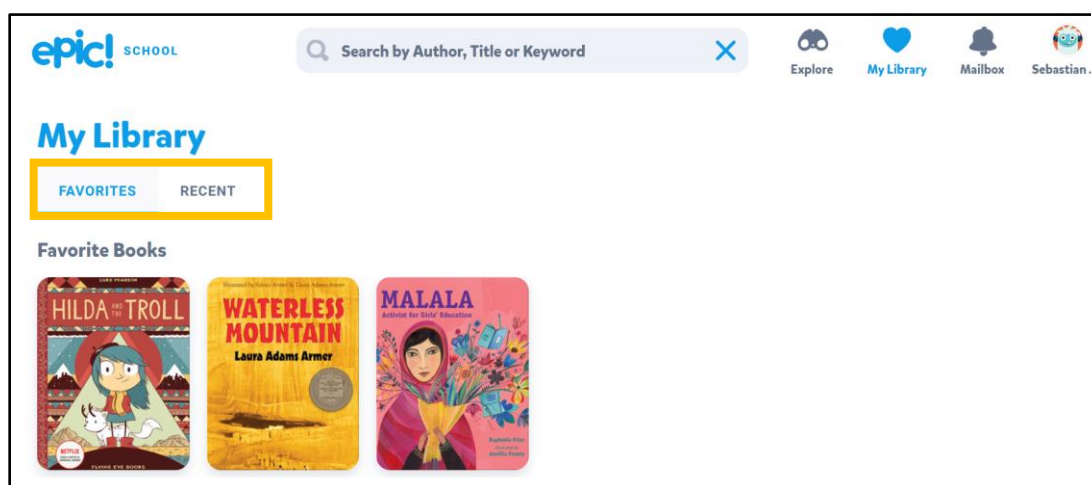
Save Content to Your Library

Once you have found a book that you would like to read, you can save it to your **Library**, making it easy to access later.

Simply click on the book and it will open. There, you can click the **heart** on the upper left corner to add it to your library.



You can find your saved books by clicking **My Library** at the top right of the screen. Then, click **Favorites**.



You can see recently read books, and pick up where you left off under **Recent**.

Read Your Books

To read a book click on the cover. You will be redirected to a screen with the “open book.”



You can move through the pages by clicking on the right and left sides of the book. You can also jump to a page using the bottom cursor, or zoom in and out.



When you are done, you can exit by clicking the blue **X** on the top right of your page. When you open the book again, it will automatically pick up where you left off.

Log Off

Please remember to log out of your student profile when you are finished. Thank you!